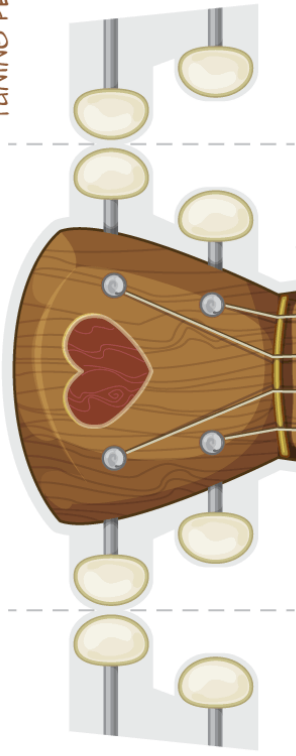




ROUGH TRIM, THEN FOLD AND GLUE
TUNING PEGS BEFORE FINAL TRIMMING



BEGIN ATTACHING SIDES AT
THESE CORNERS

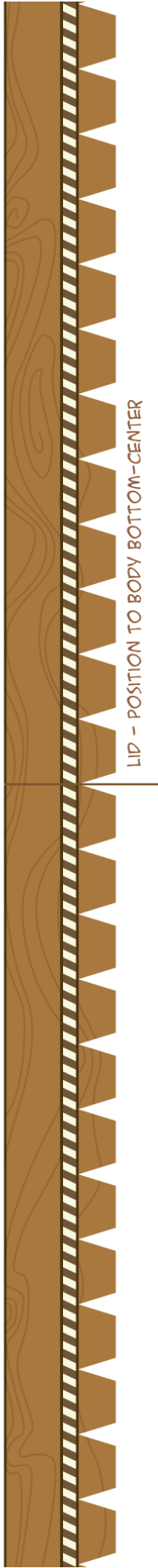
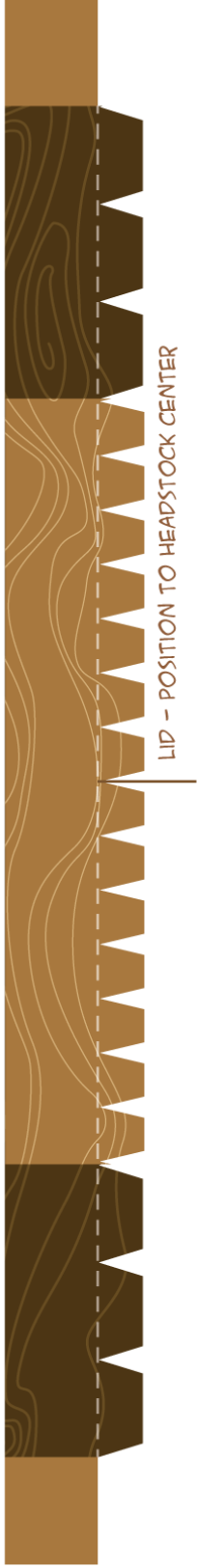



LID (BOX TOP)
CUT AROUND GRAY BORDER



ATTACH LID SIDES JUST
WITHIN TOP'S EDGE

BOX BOTTOM





BOX INTERIOR FOUR STRIPS -- CUT APART DOWN CENTER
- TWO BOX STRIPS 1.5" TALL
- TWO LID STRIPS 0.5" TALL



LID, INTERIOR TOP



TRIM TO FIT SNUGGLY INSIDE LID
TOP AND BOX BOTTOM

BOX, INTERIOR BOTTOM