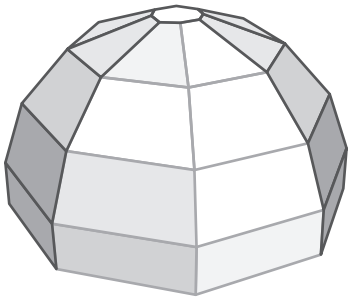


# Papercraft Tricorn Hat Template: The Crown (page 1 of 2)

Size: Child (18" circumference head opening)

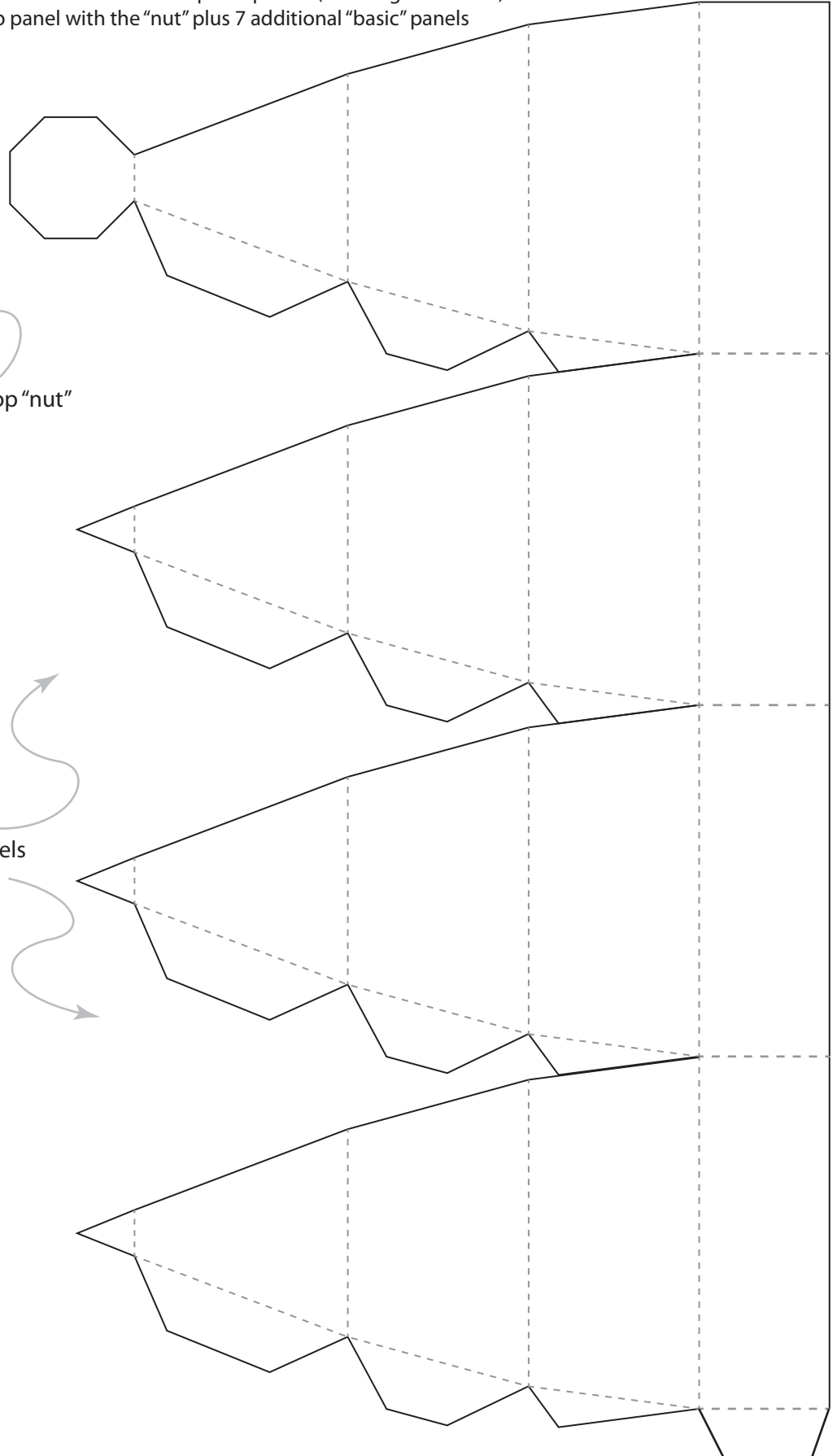


The finished crown is made up of 8 panels (an octagonal dome):  
one top panel with the "nut" plus 7 additional "basic" panels

Only one panel with top "nut"

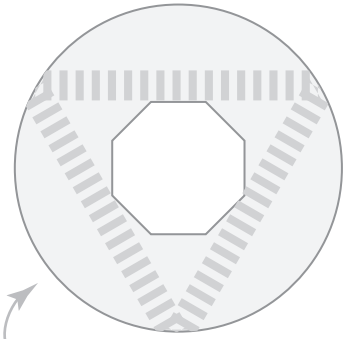
A total of 7 "basic" panels

Cut out two of these side panels



This work is licensed under a Creative Commons Attribution 4.0 International License.

Cocked (Tricorn) Cap Pattern by Buz Carter & SPWA  
Tricorn Cap Templates & Instructions: <http://PizzaByTheSlice.com>  
Papercraft Baseball Cap Template: <http://sinner-playingwithart.blogspot.com>



Folds here are "soft" -- you're blocking, shaping the brim in rounded, natural shapes: no crisp creases!



Brim, cut 4 identical pieces.  
Tabs fold up, into the crown.